













Perceptions of Electoral Integrity by election 2012-2014

Rank	Country name	Election date	Office	PEI Index	Electoral laws	Electoral procedures	District boundaries	Voter registration	Party and candidate registration	Media coverage	Campaign finance	Voting process	Vote count	Results	Electoral authorities	PEI response rate	Measure Names
1	Norway	9/9/2013	Legislative	87	85	94	77	89	87	74	79	85	97	94	93	31%	Voting process
2	Lithuania	5/25/2014	Presidential	86	93	93	81	80	88	74	79	84	95	92	89	19%	Results
3	Czech Republic	9/19/2013	Legislative	85	88	93	87	94	84	84	76	86	97	94	94	74%	Voter registration
4	Costa Rica	4/6/2014	Presidential	85	84	98	70	81	84	66	72	86	99	95	98	21%	Vote count
5	Sweden	9/14/2014	Legislative	84	84	92	79	91	84	68	73	84	94	90	95	53%	Party and candidate regis..
6	Germany	9/22/2013	Legislative	84	82	91	79	86	86	74	76	82	95	90	87	64%	PEI response rate
7	Slovenia	7/13/2014	Legislative	83	83	82	78	94	81	76	75	84	95	80	91	18%	PEI index
8	Iceland	4/27/2013	Legislative	83	76	95	67	91	85	72	68	85	93	80	85	44%	Media coverage
9	Netherlands	9/12/2012	Legislative	83	93	93	72	88	82	69	69	80	90	90	90	56%	Electoral procedures
10	Uruguay	11/30/2014	Presidential	82	93	97	94	89	84	81	78	88	93	96	87	42%	Electoral laws
11	Austria	9/29/2013	Legislative	82	82	92	79	87	76	67	64	84	93	87	91	46%	Electoral authorities
12	Republic of Korea	12/19/2012	Presidential	81	68	91	73	90	80	66	72	82	96	88	86	24%	District boundaries
13	Czech Republic	10/12/2012	Legislative	81	82	93	72	88	80	67	73	74	94	88	88	58%	Campaign finance
14	New Zealand	9/20/2014	Legislative	80	77	96	73	64	87	64	65	83	89	91	91	33%	
15	Czech Republic	10/25/2012	Presidential	80	85	82	79	95	87	65	68	76	95	84	83	48%	
16	Slovakia	3/29/2014	Presidential	80	79	87	75	80	90	70	64	72	94	89	86	32%	
17	Israel	1/22/2013	Legislative	80	83	95	69	83	80	73	70	65	92	89	91	32%	
18	Slovenia	12/2/2012	Presidential	79	75	90	69	90	76	60	65	83	94	83	89	30%	
19	Cyprus	2/24/2013	Presidential	78	87	89	73	80	77	66	61	77	89	90	84	37%	
20	Lithuania	10/28/2012	Legislative	78	89	75	79	79	88	71	64	75	88	76	78	31%	
21	Latvia	10/4/2014	Legislative	77	78	86	76	73	77	68	65	75	91	82	83	40%	
22	Belgium	5/25/2014	Legislative	77	73	85	68	82	79	71	71	73	83	83	82	32%	
23	Japan	12/14/2014	Legislative	76	73	89	63	82	80	66	70	71	82	88	82	32%	
24	Australia	9/7/2013	Legislative	76	72	91	74	67	76	58	65	77	85	79	91	38%	
25	Tunisia	12/7/2014	Presidential	76	82	89	81	64	79	62	57	75	89	69	89	10%	
26	Tonga	11/27/2014	Legislative	74	77	74	76	67	79	65	60	76	89	73	82	13%	
27	Brazil	10/28/2014	Presidential	74	80	89	76	81	70	58	50	73	93	71	86	34%	
28	Georgia	10/27/2013	Presidential	74	81	77	77	73	64	65	66	77	93	82	77	20%	
29	Chile	12/15/2013	Presidential	74	64	92	68	64	74	64	61	68	92	92	90	43%	
30	Japan	12/16/2012	Legislative	74	63	86	61	79	70	67	67	74	84	81	77	38%	
31	Japan	7/21/2013	Legislative	73	61	91	56	78	72	60	63	72	88	80	79	31%	
32	Italy	2/24/2013	Legislative	73	55	89	72	80	73	62	59	71	84	81	83	44%	
33	Grenada	2/19/2013	Legislative	73	70	94	64	64	84	53	38	65	94	95	91	16%	
34	Tunisia	10/26/2014	Legislative	72	80	80	74	54	78	67	57	67	83	84	77	34%	
35	Malta	3/9/2013	Legislative	72	60	89	63	71	75	57	51	72	91	83	82	31%	
36	Mongolia	6/26/2013	Presidential	71	65	83	70	69	72	60	56	72	87	76	77	25%	
37	Rwanda	9/16/2013	Legislative	71	70	76	70	78	68	63	65	69	78	82	72	19%	
38	Mauritius	12/10/2014	Legislative	71	71	92	62	78	68	58	46	66	89	81	83	27%	
39	Argentina	10/27/2013	Legislative	71	76	86	85	78	83	73	62	85	85	86	78	35%	
40	South Africa	5/7/2014	Legislative	70	78	83	73	61	68	65	48	70	80	77	77	41%	
41	Micronesia	3/5/2013	Legislative	70	71	75	77	58	80	70	50	69	77	74	74	10%	
42	United States	11/6/2012	Presidential	70	51	76	33	52	80	71	55	75	88	87	80	39%	
43	Mexico	7/1/2012	Presidential	70	67	80	74	81	67	65	55	66	88	59	74	35%	
44	Barbados	2/21/2013	Legislative	69	73	75	71	62	66	70	44	65	86	84	75	8%	
45	United States	11/4/2014	Legislative	69	44	80	29	48	84	75	57	74	81	82	78	24%	
46	Colombia	3/9/2014	Legislative	69	74	77	74	58	78	65	54	53	83	77	81	22%	
47	Montenegro	10/14/2012	Legislative	69	84	77	69	69	57	71	67	38	64	90	83	68%	
48	Panama	5/4/2014	Presidential	69	64	82	63	74	72	64	39	71	80	71	77	20%	
49	Namibia	11/28/2014	Presidential	69	73	74	81	89	79	74	53	85	85	91	77	19%	
50	Bhutan	7/13/2013	Legislative	68	62	80	65	56	56	73	64	66	72	75	79	30%	
51	Indonesia	7/9/2014	Presidential	68	71	74	69	54	74	63	56	68	79	61	78	30%	
52	Maldives	3/22/2014	Legislative	68	68	80	57	59	66	66	59	68	70	81	65	14%	
53	El Salvador	3/9/2014	Presidential	67	68	84	69	57	68	56	47	69	88	54	79	37%	
54	Bulgaria	10/5/2014	Legislative	67	78	70	73	57	73	58	51	67	84	77	75	35%	
55	India	5/12/2014	Legislative	67	77	78	66	52	66	64	46	63	78	74	81	30%	
56	Kuwait	7/27/2013	Legislative	67	57	84	61	63	77	63	47	62	79	70	75	16%	
57	Colombia	6/1/2014	Presidential	67	69	83	60	48	65	55	47	64	83	80	81	17%	
58	Ukraine	5/25/2014	Presidential	67	76	76	69	57	71	66	55	62	76	83	76	33%	
59	Sao Tome & Prin..	10/12/2014	Legislative	66	79	84	66	60	74	55	43	55	78	78	77	13%	
60	Serbia	3/16/2014	Legislative	66	63	81	70	54	69	53	51	68	85	85	77	33%	
61	Botswana	10/24/2014	Legislative	66	50	86	59	66	74	49	33	69	81	82	80	39%	
62	Ghana	12/7/2012	Presidential	66	81	70	66	58	79	64	45	57	84	57	68	40%	
63	Solomon Islands	11/19/2014	Legislative	66	80	73	78	52	67	70	44	52	78	70	75	20%	
64	Cuba	2/3/2013	Legislative	66	43	82	52	81	68	53	53	62	74	90	65	8%	
65	Democratic Peopl..	3/9/2014	Legislative	65	53	73	73	83	54	78	84	53	74	80	60	6%	
66	Moldova	11/30/2014	Legislative	65	67	74	95	75	66	72	72	88	88	72	74	25%	
67	Hungary	4/6/2014	Legislative	65	44	76	44	75	66	46	50	72	84	78	67	44%	
68	Sierra Leone	11/17/2012	Presidential	65	73	83	50	74	71	45	46	63	68	72	78	6%	
69	Cameroon	9/30/2013	Legislative	64	58	68	68	61	59	51	46	58	81	69	70	18%	
70	Bolivia	10/12/2014	Presidential	64	64	70	62	56	69	63	46	66	70	76	62	28%	
71	Honduras	11/24/2013	Presidential	64	51	76	73	72	86	49	66	85	89	44	71	14%	
72	Paraguay	4/21/2013	Presidential	64	70	76	67	56	63	52	39	61	79	83	66	34%	
73	Ecuador	2/17/2013	Presidential	64	54	72	51	67	66	54	50	70	74	74	62	35%	
74	Albania	6/23/2013	Legislative	64	61	72	66	68	59	57	42	57	81	83	64	23%	
75	Iran	6/14/2013	Presidential	64	47	78	61	69	36	65	57	66	70	84	67	24%	
76	Guinea-Bissau	5/18/2014	Presidential	63	70	73	62	60	64	65	44	60	73	66	68	19%	
77	Venezuela	10/7/2012	Presidential	63	58	69	59	67	74	43	37	68	75	83	60	29%	
78	Ukraine	10/26/2014	Legislative	63	67	72	64	56	63	59	48</						

Perceptions of Electoral Integrity by election 2012-2014

Rank	Country name	Election date	Office	PEI Index	Electoral laws	Electoral procedures	District boundaries	Voter registration	Party and candidate registration	Media coverage	Campaign finance	Voting process	Vote count	Results	Electoral authorities	PEI response rate	Measure Names
97	Mauritania	6/21/2014	Presidential	57	62	50	71	40	55	61	51	60	65	48	58	8%	Voting process
98	Jordan	1/23/2013	Legislative	57	44	65	37	56	65	57	42	57	65	56	70	34%	38  89
99	Swaziland	9/20/2013	Legislative	56	38	71	44	58	46	58	49	56	70	65	59	18%	Voter registration
100	Iraq	4/30/2014	Legislative	55	55	63	51	49	56	57	35	59	60	62	57	24%	30  95
101	Armenia	2/18/2013	Presidential	55	63	60	59	40	61	60	45	51	68	44	53	32%	Vote count
102	Guinea	9/28/2013	Legislative	55	61	43	49	37	71	64	36	56	65	63	48	11%	37  99
103	Algeria	4/17/2014	Presidential	54	40	59	52	53	49	55	41	61	68	59	48	23%	Results
104	Mauritania	12/21/2013	Legislative	54	60	65	44	43	52	58	39	54	56	59	65	6%	40  96
105	Montenegro	4/7/2013	Presidential	54	62	59	66	42	66	46	41	58	57	48	45	23%	Party and candidate regis..
106	Kenya	3/4/2013	Presidential	53	76	45	59	34	66	70	35	48	49	64	41	24%	38  90
107	Burkina Faso	12/2/2012	Legislative	52	62	65	36	56	61	64	27	45	59	52	58	8%	PEI response rate
108	Ukraine	10/28/2012	Legislative	52	50	54	57	46	53	52	39	61	51	52	51	42%	6%  74%
109	Madagascar	12/20/2013	Presidential	52	49	53	47	34	59	55	36	49	66	56	59	37%	38  87
110	Venezuela	4/14/2013	Presidential	51	50	50	51	53	69	48	39	59	50	46	45	37%	Media coverage
111	Turkmenistan	12/15/2013	Legislative	50	37	63	58	50	44	37	39	50	56	78	47	20%	29  84
112	Togo	7/25/2013	Legislative	50	40	51	43	36	54	58	40	54	49	52	58	11%	Electoral procedures
113	Bangladesh	1/5/2014	Legislative	49	54	58	54	56	53	59	41	45	59	55	50	48%	39  98
114	Malaysia	5/5/2013	Legislative	48	33	54	28	37	58	38	37	65	56	53	46	43%	Electoral laws
115	Egypt	5/26/2014	Presidential	48	60	60	83	71	54	51	58	86	85	69	58	15%	28  93
116	Angola	8/31/2012	Legislative	48	43	50	56	37	57	45	38	50	49	55	48	30%	Electoral authorities
117	Zimbabwe	7/31/2013	Legislative	48	42	43	45	32	60	46	40	49	57	59	46	39%	30  98
118	Mozambique	10/15/2014	Presidential	48	49	50	55	42	54	47	36	51	45	50	46	20%	District boundaries
119	Afghanistan	6/14/2014	Presidential	46	59	39	60	36	45	68	38	44	39	41	41	14%	27  84
120	Cambodia	7/28/2013	Legislative	46	43	51	45	30	50	43	35	48	65	40	42	39%	Campaign finance
121	Belarus	9/23/2012	Legislative	46	31	49	55	57	45	39	38	54	38	61	33	18%	
122	Congo, Rep.	8/5/2012	Legislative	45	42	50	53	33	47	41	27	56	41	60	38	9%	
123	Tajikistan	11/6/2013	Presidential	43	33	59	77	68	59	62	59	81	83	78	61	24%	
124	Bahrain	11/29/2014	Legislative	42	56	57	47	54	65	63	59	68	71	67	53	17%	
125	Syria	6/3/2014	Presidential	42	28	44	47	38	36	34	30	44	49	67	42	19%	
126	Djibouti	2/22/2013	Legislative	40	35	40	54	44	36	41	33	43	37	46	36	14%	
127	Equatorial Guinea	5/26/2013	Legislative	38	31	39	46	38	43	29	32	38	40	59	30	25%	